

# Mapping food security

---

August 2008





# Background

Acknowledgments

Why map?

Key questions:

1. Do food deserts exist in the City of Maribyrnong?
2. What are the comparative costs of fruits and vegetables across the municipality?
3. What are the potential interventions for food desert areas (if they exist)?



# Methods

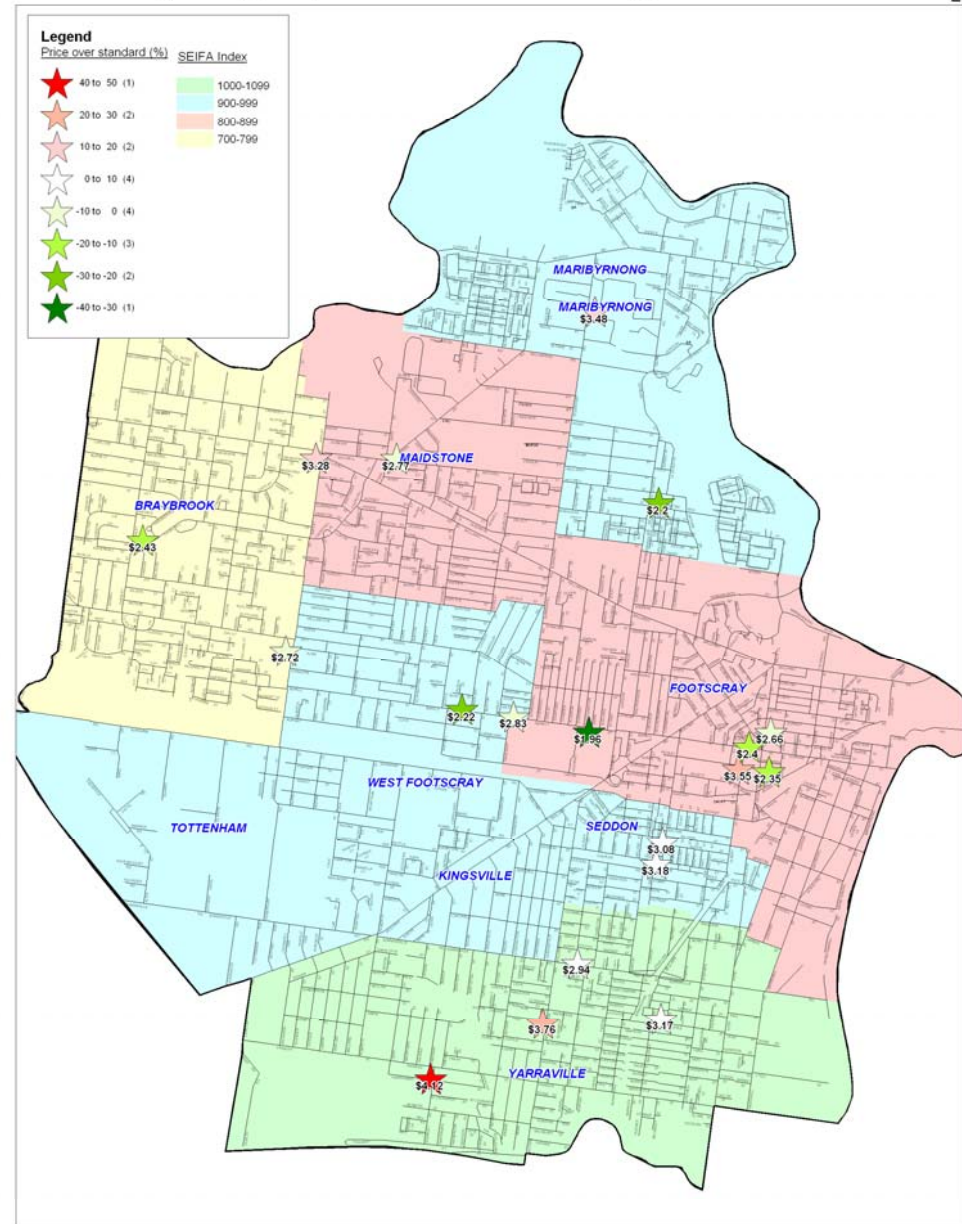
- Healthy Fruit and Vegetable Access Basket
- List of food retailers and milk bars
- List of takeaway stores
- Residents of food deserts interviewed

## Additional data analysis

- SEIFA index by suburb
- Public transportation: routes and timetable
- Public toilets
- Edible community garden sites
- Feasible community kitchen venues
- Population density per suburb
- Public rooming house locations

# Results from the HFBS

- Mean price was \$2.91 per item
- 12 stores were above average
- Most of these were in Yarraville
- 24 were below average
- Most of these were in Footscray



**Disclaimer Note**  
 The State of Victoria and the Maribyrnong City Council do not warrant the accuracy or completeness of information in this product and any person using or relying upon such information does so on the basis that the State of Victoria and the Maribyrnong City Council shall bear no responsibility or liability whatsoever for any errors, omissions or inaccuracies in the information.

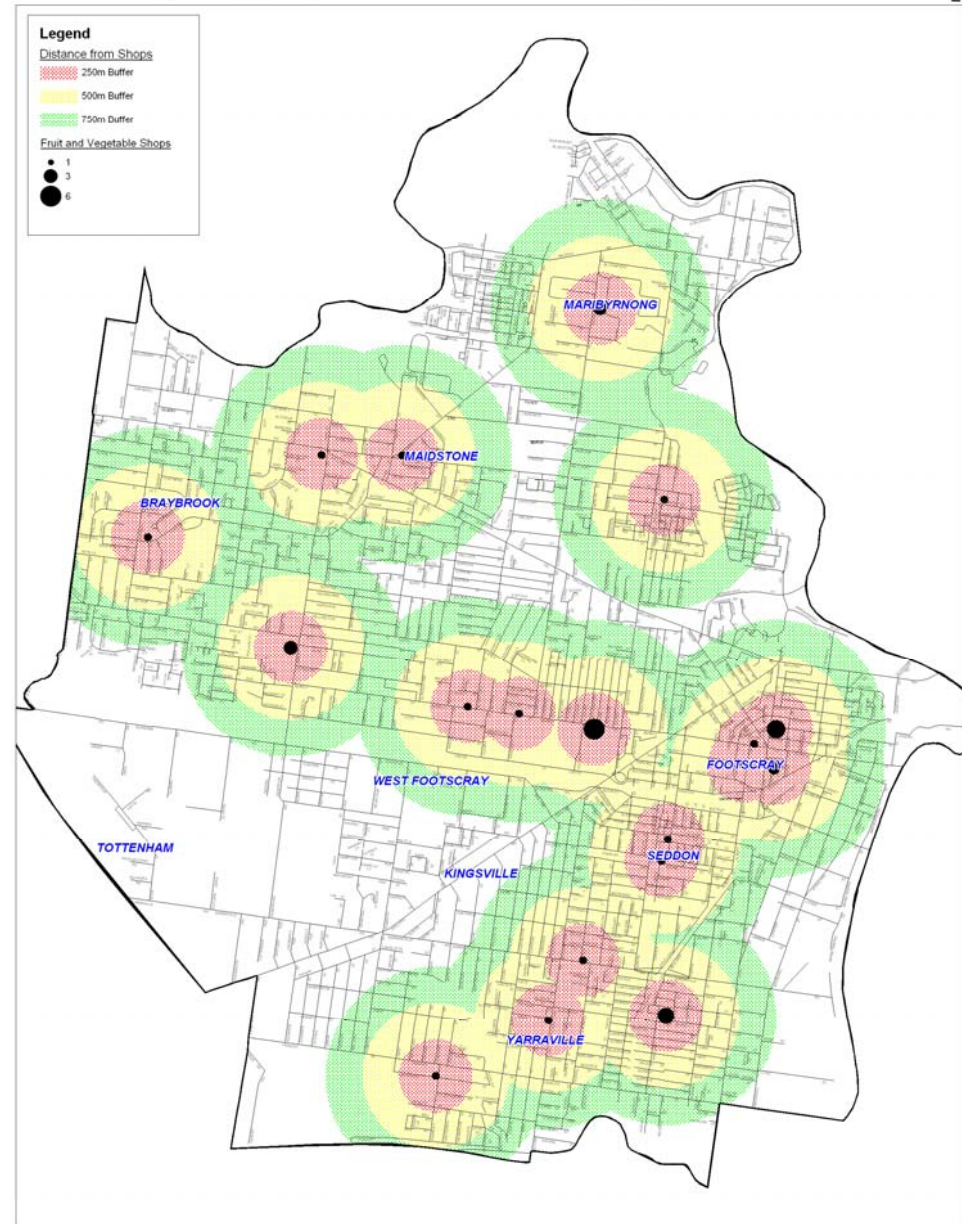
Average cost and comparative percentages

29 August 2006



# Defining “food deserts”

Food deserts are areas in the city where cheap, nutritious food is virtually unobtainable within a 500m (6 minutes walk) radius



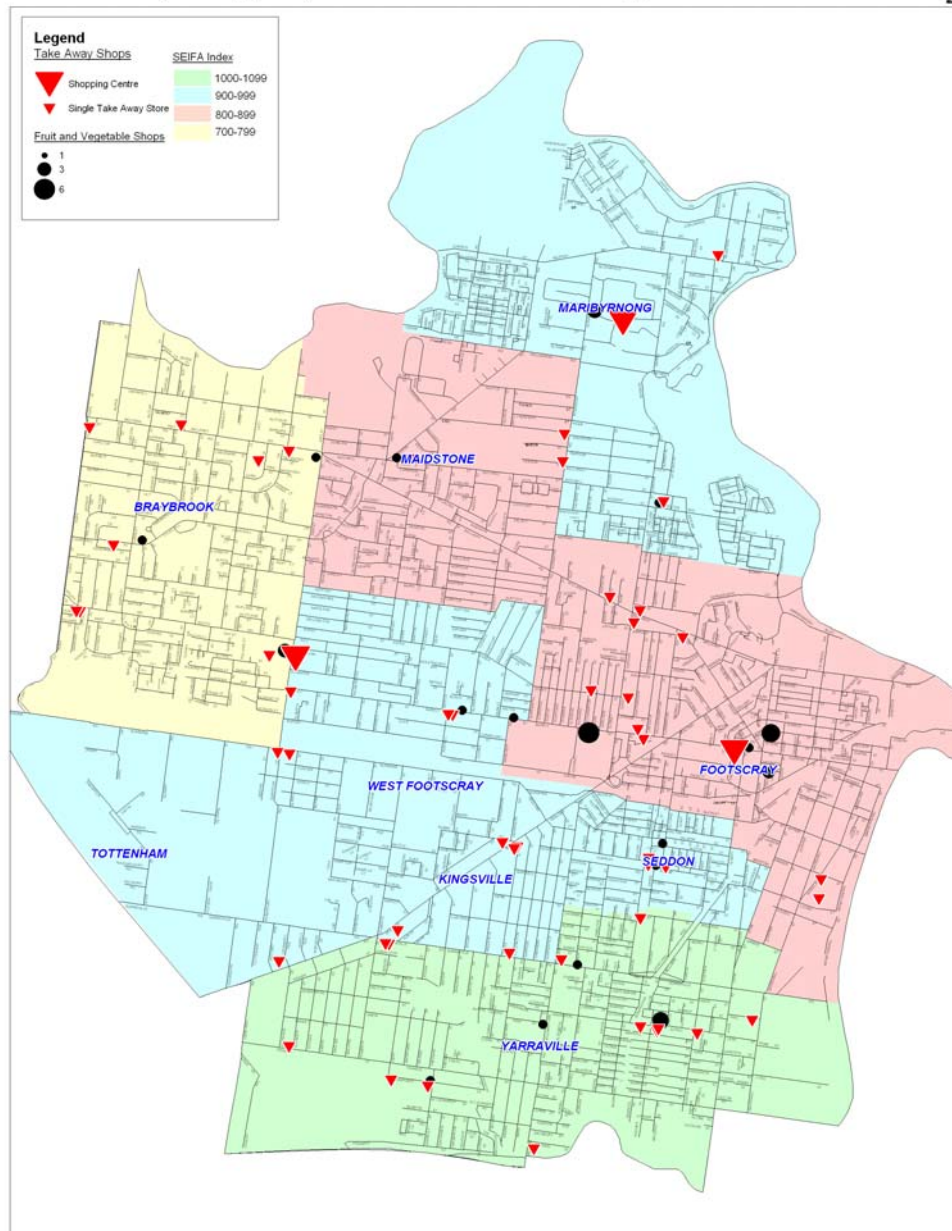
**Disclaimer Note**  
 The State of Victoria and the Maribyrnong City Council do not warrant the accuracy or completeness of information in this product and any person using or relying upon such information does so on the basis that the State of Victoria and the Maribyrnong City Council shall bear no responsibility or liability whatsoever for any errors, omissions or inaccuracies in the information.

Walking distance to fruit and vegetables stores

29 August 2006



# Take-away vs fruit and veg stores



**Disclaimer Note**  
The State of Victoria and the Maribyrnong City Council do not warrant the accuracy or completeness of information in this product and any person using or relying upon such information does so on the basis that the State of Victoria and the Maribyrnong City Council shall bear no responsibility or liability whatsoever for any errors, omissions, or inaccuracies in the information.

Takeaway shops vs fruit and vegetables stores

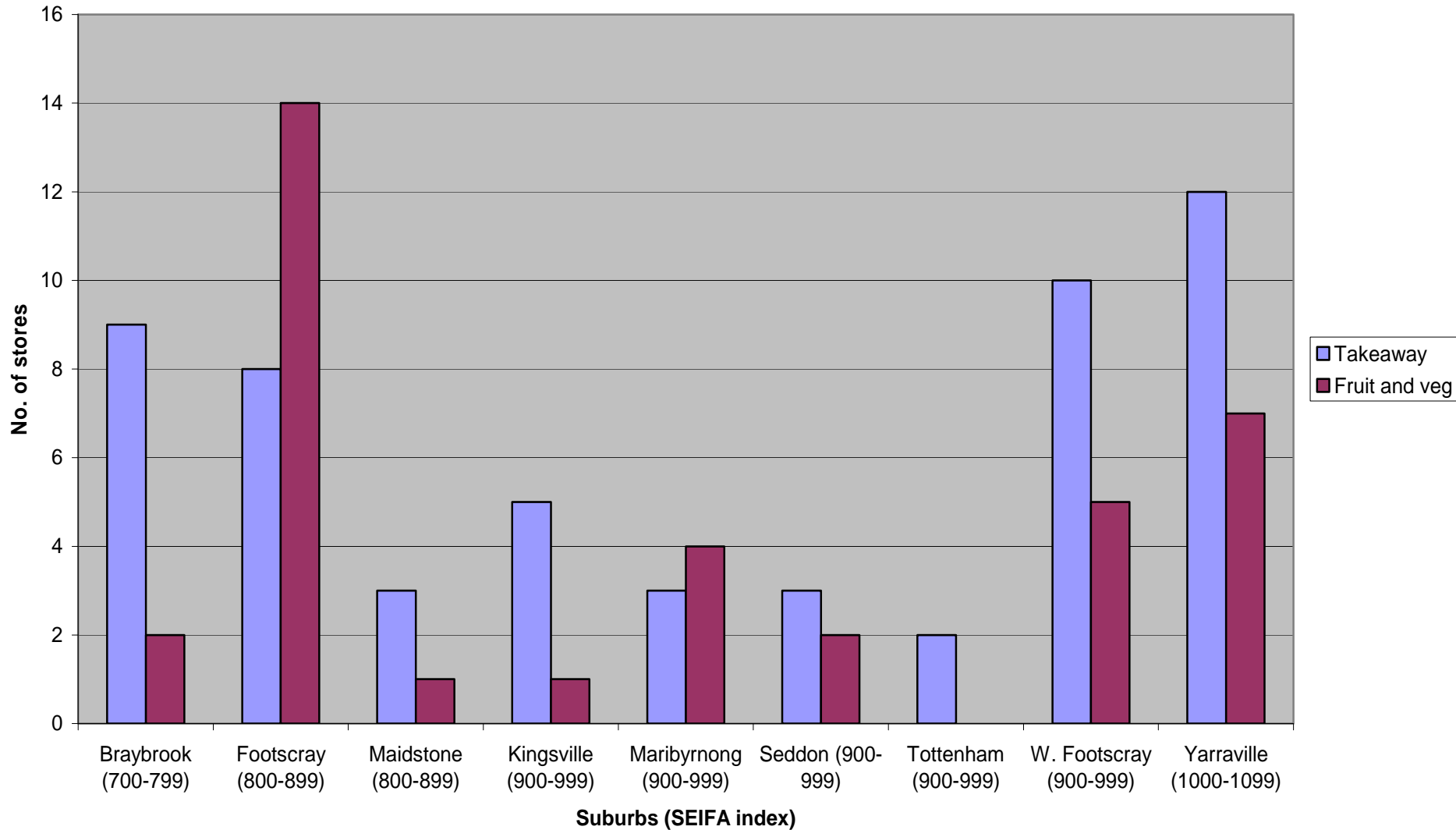
29 August 2006





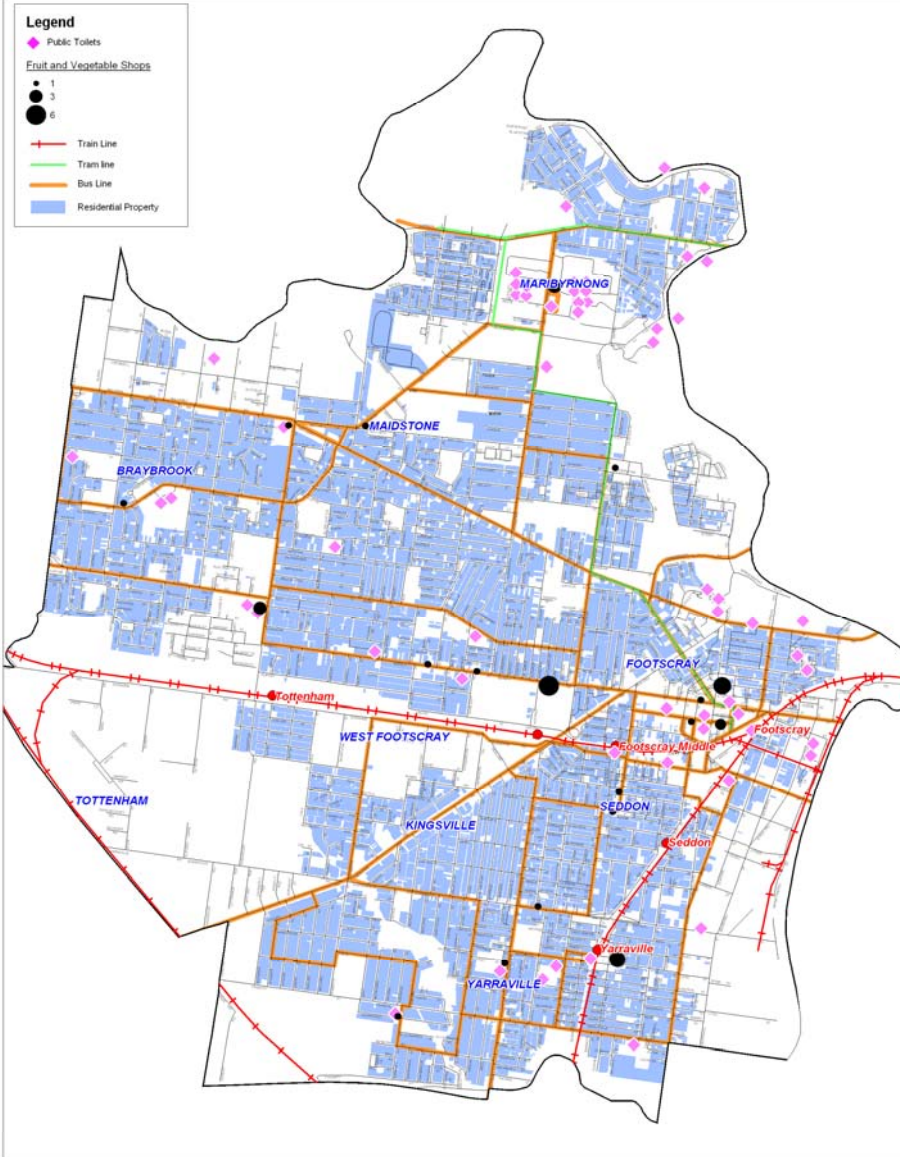
# Results – Fruit & Vegetables vs Takeaways

Fruit and vegetable density VS. takeaway stores density



# Maribyrnong City Council - Fruit and Vegetable Access

Map 4



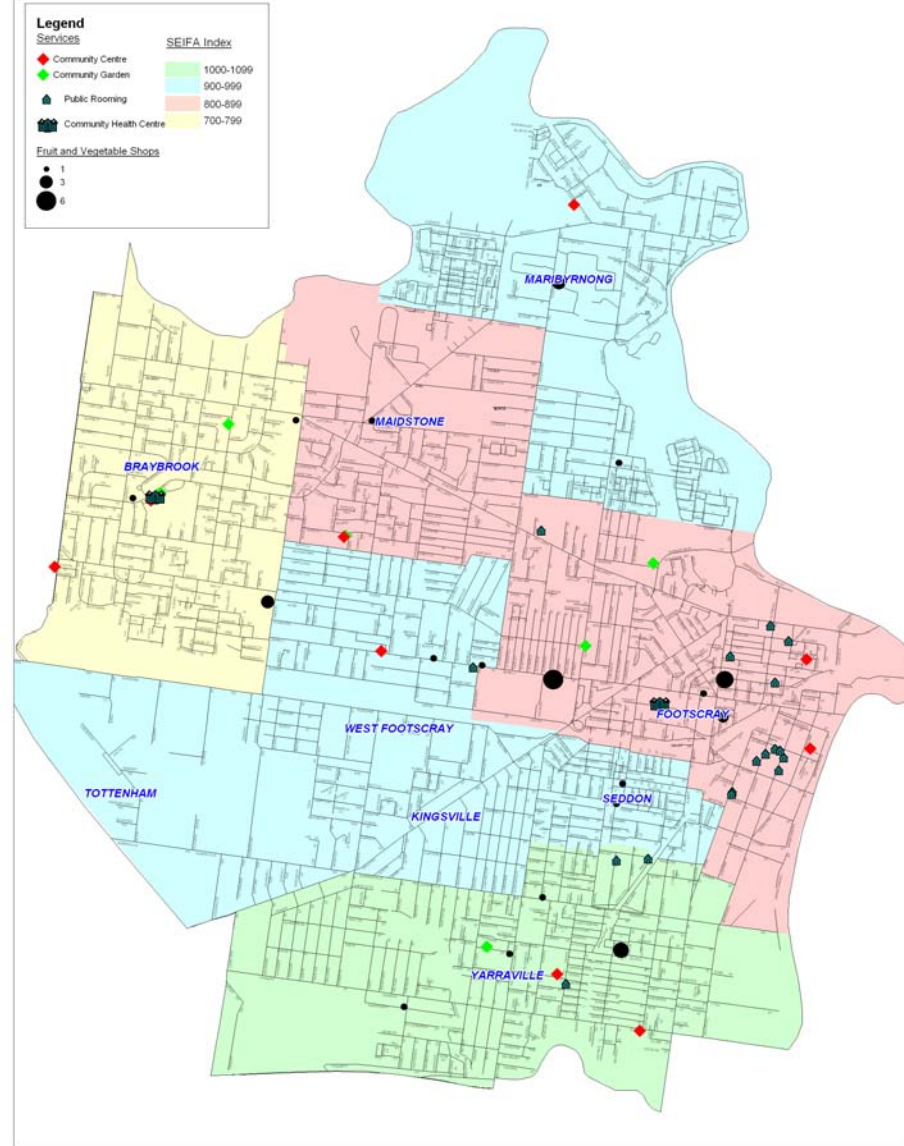
**Disclaimer Note**  
The State of Victoria and the Maribyrnong City Council do not warrant the accuracy or completeness of information in this product and any person using or relying upon such information does so on the basis that the State of Victoria and the Maribyrnong City Council shall bear no responsibility or liability whatsoever for any errors, omissions or inaccuracies in the information.

**Public transport and toilet access**  
29 August 2006



# Maribyrnong City Council - Fruit and Vegetable Access

Map 7



**Disclaimer Note**  
The State of Victoria and the Maribyrnong City Council do not warrant the accuracy or completeness of information in this product and any person using or relying upon such information does so on the basis that the State of Victoria and the Maribyrnong City Council shall bear no responsibility or liability whatsoever for any errors, omissions or inaccuracies in the information.

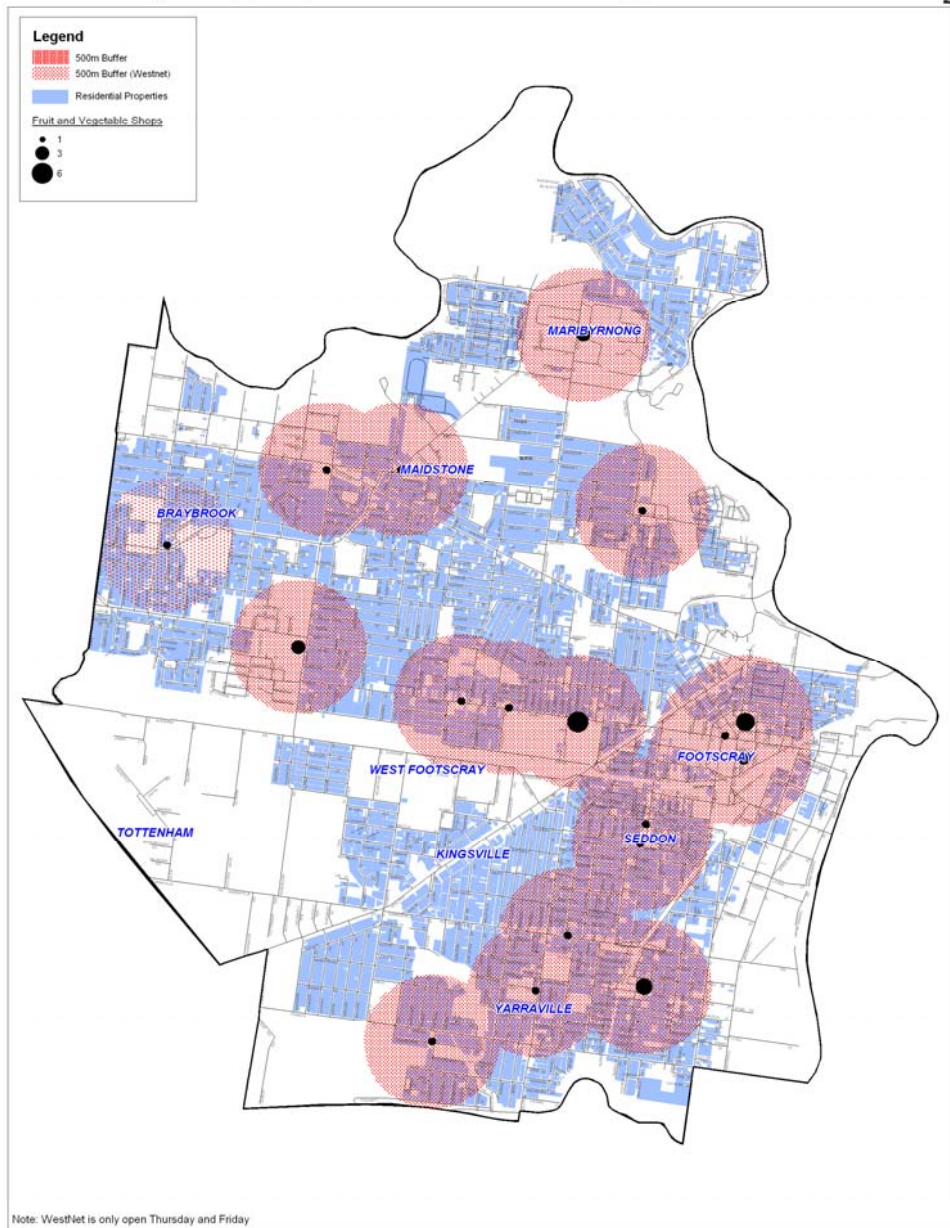
**Community resources and public residential properties**  
29 August 2006







# Food deserts



**Disclaimer Note**  
 The State of Victoria and the Maribyrnong City Council do not warrant the accuracy or completeness of information in this product and any person using or relying upon such information does so on the basis that the State of Victoria and the Maribyrnong City Council shall bear no responsibility or liability whatsoever for any errors, faults, defects or omissions in the information.

Food deserts

29 August 2006





## How have we used the data in Council?

- Priority setting
- Advocacy
- Awareness raising
- Program planning
- Fundraising



## More on mapping ...

There are 3.25 takeaway outlets for every fresh food outlet in Moreland.

Of the fresh food outlets, 62 % were butchers and 30% were greengrocers.

*Kate McCluskey, Moreland Community Health Service.*

*Jaime Pearce, University of Canterbury*

Composition of retail food outlets by store type:  
City of Moreland

